



Hillsborough  
County Florida

# Hillsborough County Solid Waste Management

March 21, 2019

## Population:

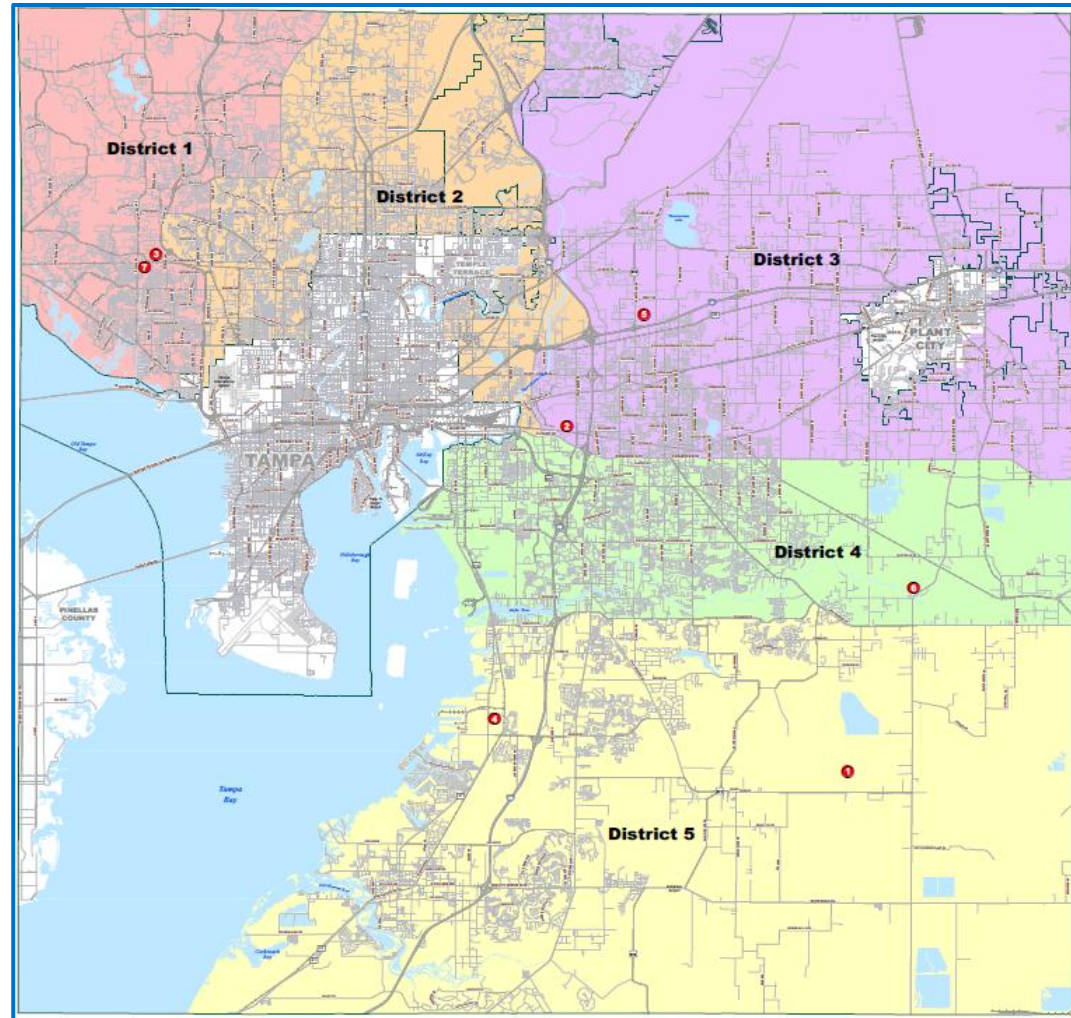
- Division serves approximately 290,000 households in unincorporated areas of the county & portions of the City of Tampa
- Approximately 1.35 million residents inclusive of the City of Tampa, Temple Terrace, Plant City, and unincorporated county

## Solid Waste Programs:

- 2-1-1 Curbside collection performed by 3 contracted waste haulers
- Automated single-stream recycling started in Oct. 2013
- HHW collection events on Saturdays at rotating locations throughout the county

## County owned facilities strategically located throughout county

- Waste to Energy Facility- 1,800 tons per day\_ Covanta
- Class I Landfill Facility- 3,300 acres-Waste Management
- 2 Transfer Stations-County
- 3 Yard Waste Facilities-Raynor Shine
- 3 HHW Collection Centers-US Ecology
- 4 Community Collection Centers- bulky waste, paint, and electronics-County
- 130 employees-transfer, contract management, customers service





# Falkenburg Resource Recovery Facility



- Cornerstone of the integrated waste management system
- Began operation in 1987-1,200 tons per day
- Added third boiler in 2009 which increased capacity to 1,800 tons per day
- Annually generates  $\approx 340,000$  gross megawatts hours of renewable energy
- Includes self serving energy campus powering other county facilities





Operated by Waste Management through a life of site contract





Hillsborough  
County Florida

# Northwest Solid Waste Facility Campus

**Closed Landfill**

**Yard Waste  
Processing**

**Community  
Collection  
Center**

**Transfer  
Station**



# Northwest SW Transfer Facility

- Serves Northwest portion of Hillsborough County
- 37 team members
- Capacity 1,800 tons
- Average TPD: 775
- Tons per year: 213,000 averaged last two Fiscal years
- # Accidents in 2017: 10 (2 Personal injury, 8 Damage to equipment)
- # Accidents in 2018: 4 (1 Personal injury, 3 Damage to equipment)
- June 2017 transitioned to PM transfer – 700 to 800 tons

## Transfer Station Challenges:


- NWTS to Landfill: 92 miles, 3 hour round trip
- NWTS to RRF : 46 Miles, 1hr and 45min round trip
- Tunnel at NWTS





Hillsborough  
County Florida

# Northwest SW Transfer Facility







CAUTION:  
STAY BACK  
5 FT. FROM

WASTE MANAGEMENT  
WASTE MANAGEMENT  
WASTE MANAGEMENT  
WASTE MANAGEMENT  
WASTE MANAGEMENT

WASTE MANAGEMENT  
WASTE MANAGEMENT  
WASTE MANAGEMENT  
WASTE MANAGEMENT  
WASTE MANAGEMENT

24

















Hillsborough  
County Florida

# South County Solid Waste Facility Campus

**HHW Collection Site**

**Yard Waste  
Processing**

**Community Collection  
Center**

**Transfer  
Station**



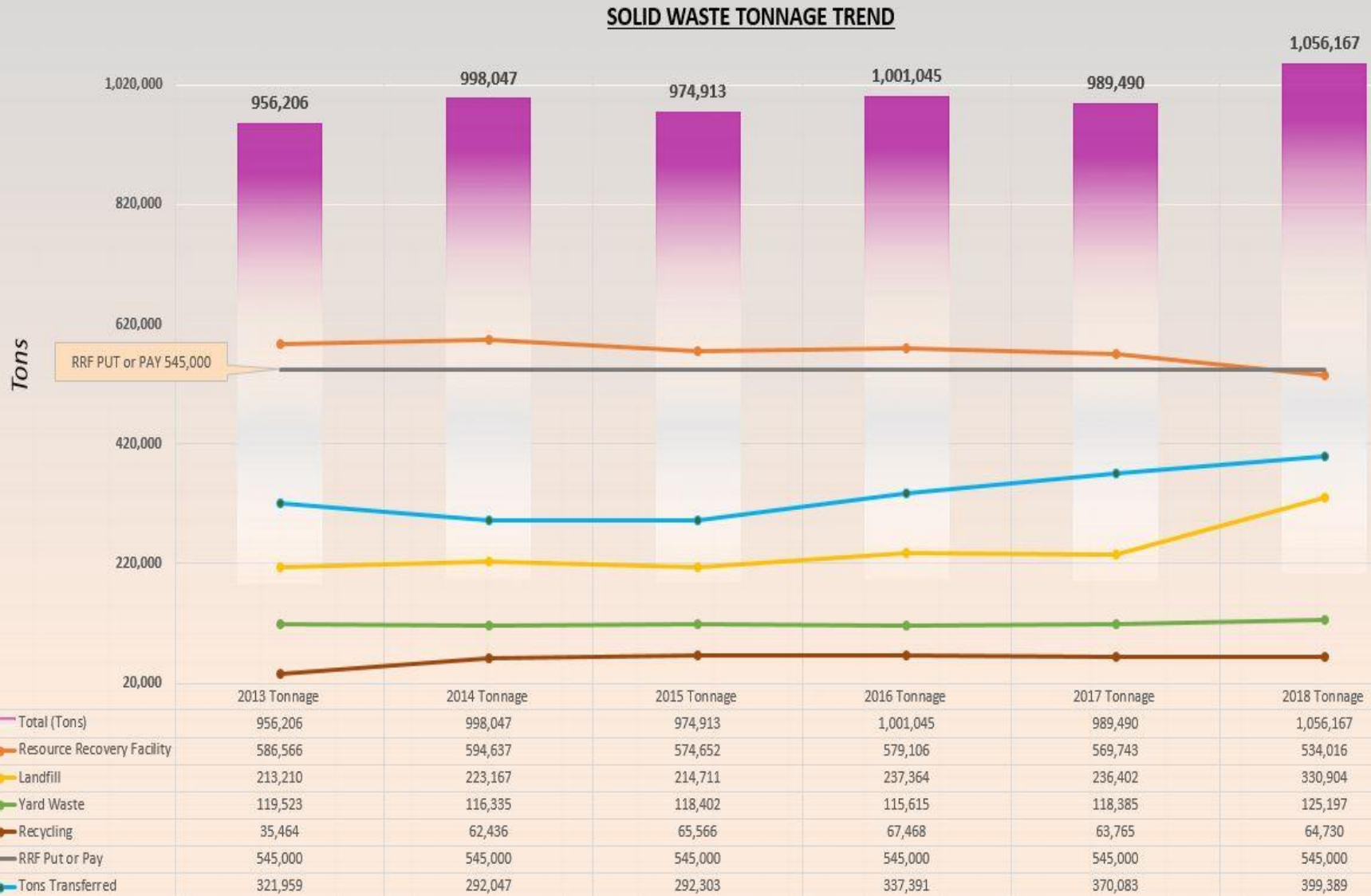
# South County SW Transfer Facility

- Serves South County portion of Hillsborough County
- 31 team members
- Capacity 1,200 tons
- Average TPD: 480
- Tons per year: 147,000
- # Accidents in 2017: 10
- # Accidents in 2018: 3

## Transfer Station Challenges:

- SCTS to Southeast Landfill: 30 Miles , 1:30 time round trip
- SCTS to RRF : 30 Miles , 1:30 time round trip
- Tonnage Growth FY 2018 11.8% FY 2017 10.8% FY 2016 11.6%







*Before you start work...think “S.A.F.E.R.”*

*Site and work review*

*Assess site hazards*

*Focus on work requirements*

*Execute work to standard*

*Revue and improve*