



MMP

MUNICIPAL MEASUREMENT PROGRAM

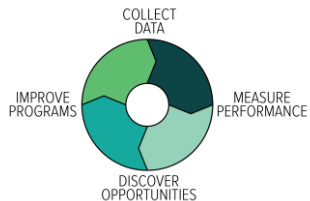
DELIVERED BY THE RECYCLING PARTNERSHIP AND RE-TRAC CONNECT



STANDARDIZE MEASUREMENT



TURN DATA INTO INTELLIGENCE



TRANSFORM RECYCLING SYSTEMS

What's In It For Municipalities?



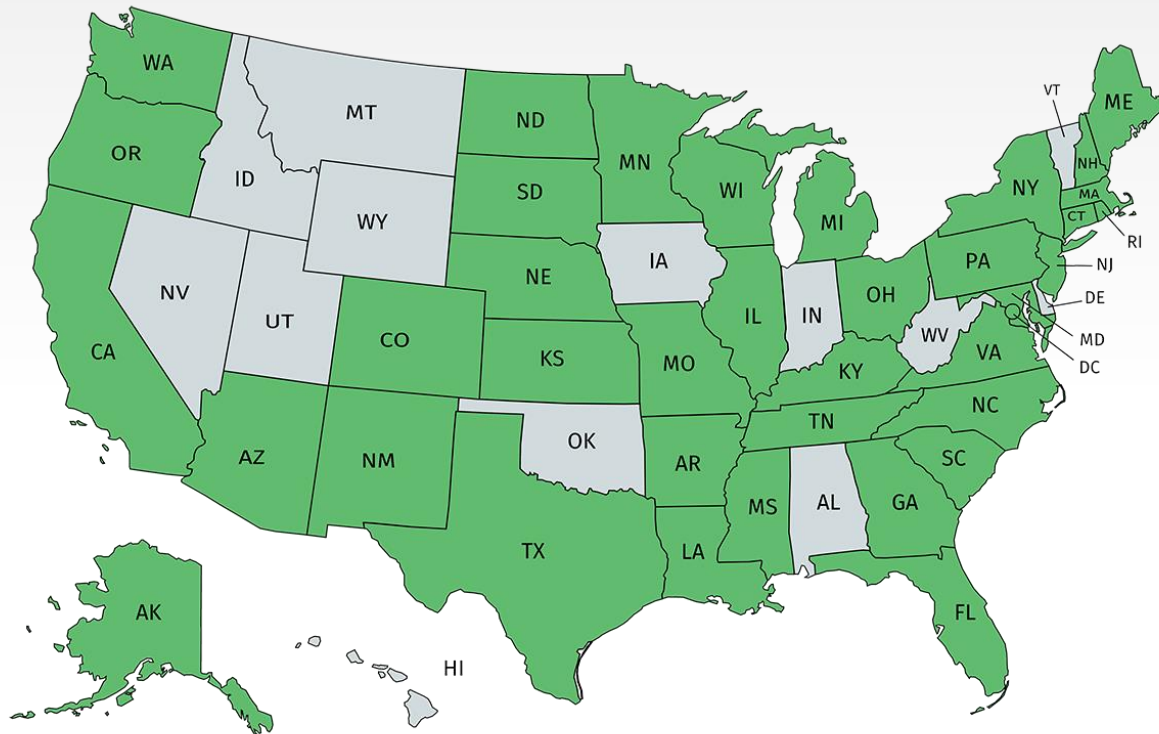
- Participation is easy & free
- Standardized program assessment surveys
- Sophisticated program performance reports
- Benchmarking
- Program recommendations
- Centralized data to easily monitor year-over-year performance

Municipal Participation To Date



**MMP launched
January of 2019**

**Over 210 communities
already participating**




Municipalities In Florida



Municipalities in Florida are already reporting to the MMP

Participation is Easy & Free!

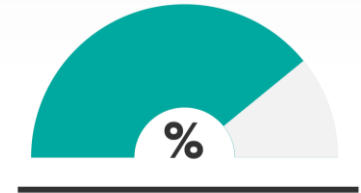
APPLY



COMPLETE SURVEYS



GENERATE REPORTS



How To Join



Simple application

- Specifically for municipalities
- Authority to represent their municipality
- Prevents duplicates

Joining the Municipal Measurement Program

Thank you for applying. The application process is designed to protect the integrity of aggregate municipal data by confirming that all applicants meet the eligibility criteria for participation. We are aiming to only allow one representative per municipality.

Name of Municipality *

Please include type of municipality in the name. E.g. Town of Abington, Aberdeen Village

Address *

Name *

Title/Position *

Phone *

Email *

Completing The Surveys



Re-TRAC
CONNECT

ABOUT YOUR MUNICIPALITY

ABOUT YOUR MUNICIPALITY

What is your municipality classification? *

- Urban (urbanized area of 50,000 or more people)
- Small Urban (urbanized area of less than 50,000 people)
- Suburb (shares a border with an urban area)
- Suburb (does not share a border but it's within 30 miles of an urban area)
- Rural (does not share a border and is not within commuting distance of an urban area)
- Other

What is the population of your municipality? *

ABOUT MUNICIPAL PROGRAMS

Does your municipality provide curbside collection services to residents?
(Include any of the following: municipal solid waste, single-family recycling, multi-family recycling, and/or organics collection) *

Yes



Re-TRAC
CONNECT

RESIDENTIAL CURBSIDE PROGRAM ASSESSMENT SURVEY

ABOUT CURBSIDE COLLECTION PROGRAMS IN YOUR MUNICIPALITY

NEED HELP?
If you don't know your single-family household category numbers, enter your municipality's name in the search function for the U.S. Census American Fact Finder to find this data.

Residential curbside municipal solid waste (MSW), recycling, and organics collection services are generally targeted at "single-family households". Which of the following housing unit categories are eligible for these collection services and would they fall under this definition? (Select all that apply) *

- Single-unit (detached or attached)
- 2 units
- 3-4 units
- 5-9 units
- Multiple families



Re-TRAC
CONNECT

RESIDENTIAL DROP-OFF PROGRAM ASSESSMENT SURVEY

ABOUT DROP-OFF COLLECTION IN YOUR MUNICIPALITY

This survey is designed to collect information about the residential drop-off services your municipality offers to residents. Please provide information only about drop-off locations that are managed directly by your agency (do not include information about drop-off locations managed by a 3rd party).

What is the total number of municipally run drop-off sites in your municipality? *

How many municipally run drop-off sites are staffed? *

What is the approximate number of residents served by your municipality's drop-off sites? *

Please indicate below how many drop-off sites collect each type of material category (if your drop-off sites do not collect material from one of these categories, enter 0).

MATERIAL CATEGORY	NUMBER OF DROP-OFF SITES THAT ACCEPT THIS TYPE OF MATERIAL CATEGORY
<input type="text"/>	<input type="text"/>
<input type="text"/>	<input type="text"/>
<input type="text"/>	<input type="text"/>
<input type="text"/>	<input type="text"/>
<input type="text"/>	<input type="text"/>
<input type="text"/>	<input type="text"/>
<input type="text"/>	<input type="text"/>



Surveys: Curbside Program Assessment



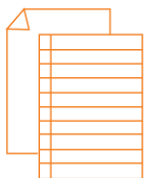
Page 1

About **curbside collection** in your municipality



Page 2

Residential **solid waste collection** program



Page 3

Residential **single-family curbside recycling** program



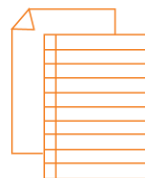
Page 4

Residential **multi-family recycling** program



Page 5

Residential **organics collection** program



Page 6

About the **person completing the survey**

Surveys: Drop-Off Program Assessment



This survey collects information about the drop-off locations that are operated by the municipality.

Re-TRAC
CONNECT

RESIDENTIAL DROP-OFF PROGRAM ASSESSMENT SURVEY

ABOUT DROP-OFF COLLECTION IN YOUR MUNICIPALITY

This survey is designed to collect information about the material drop-off services your municipality offers to residents. Please provide information only about drop-off locations that are managed directly by your agency (do not include information about drop-off locations managed by a 3rd party).

What is the total number of municipally run drop-off sites in your municipality? *

How many municipally run drop-off sites are staffed? *

What is the approximate number of residents served by your municipality's drop-off sites? *

Please indicate below how many drop-off sites collect each type of material category (if your drop-off sites do not collect material from one of these categories, enter 0) *

MATERIAL CATEGORY	NUMBER OF DROP-OFF SITES THAT ACCEPT THIS TYPE OF MATERIAL CATEGORY
-------------------	---

Importance of Data Verification



Recycling Partnership staff will:

- Review all submitted survey responses and check numeric data.
- Contact municipalities when numerical responses need further clarification.
- “Sign off” on survey responses by marking them as “**Verified**”.
- Coordinate data verification with State and Regional agencies using the MMP for official reporting.





Generating Reports

Introducing The MMP Reports



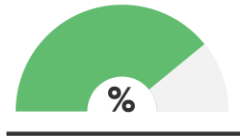
Annual Tonnage By Program



Economic Benefits of Recycling



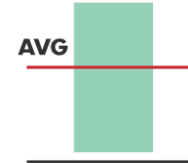
Program Recommendations



Annual Diversion Rate



Lbs Per Household



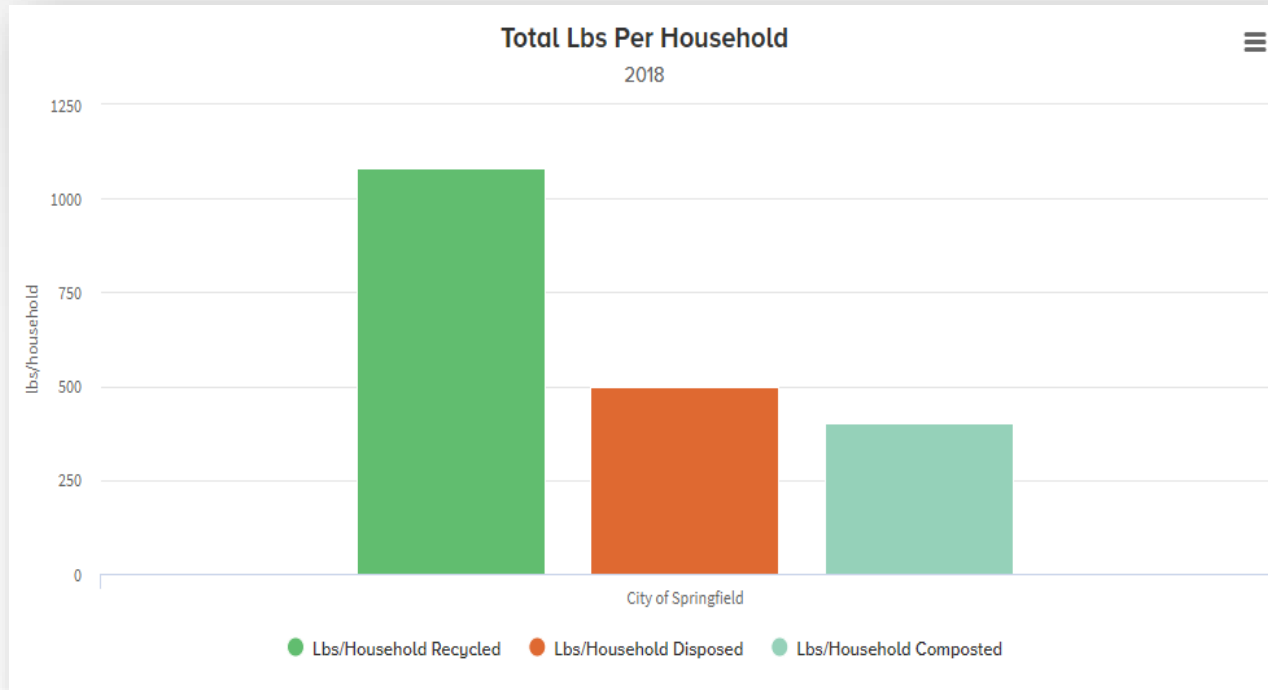
Lbs Per Household Benchmark

Generating Reports



Total Pounds Per Household Report

GENERATE

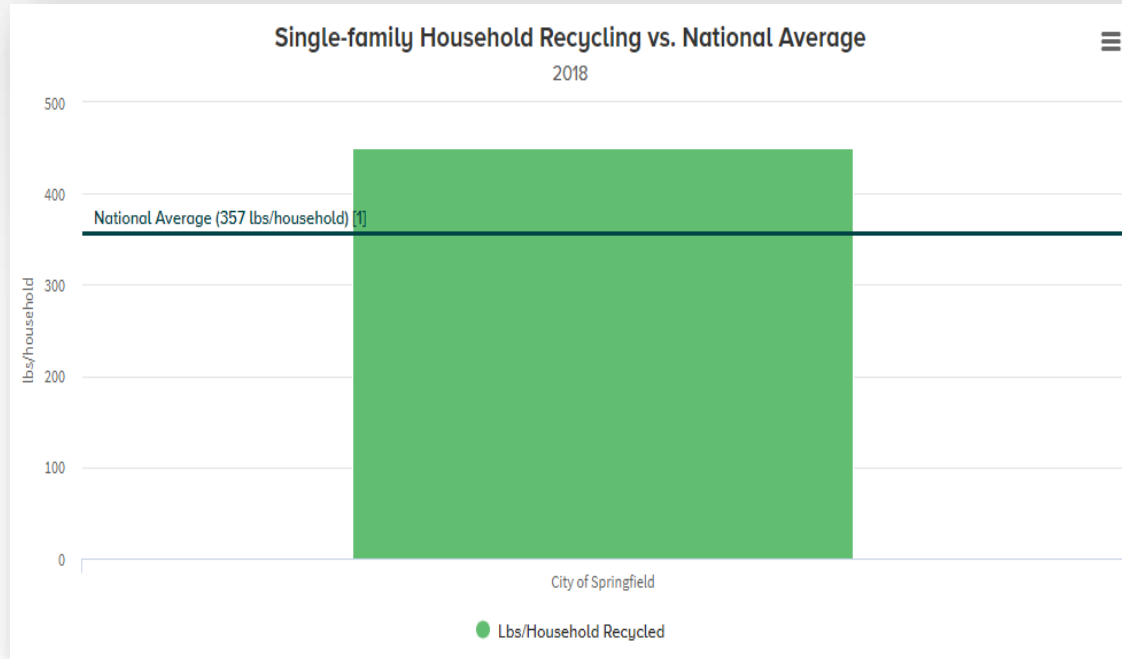


Generating Reports



Benchmark Report

GENERATE



Economic Benefits of Recycling Report



Estimated Job Creation Impact

2

1.57 jobs per 1000 tons of material recycled



Estimated Wages Attributable

\$106,442

\$76,030 per 1000 tons of material recycled




Estimated Tax Revenue Attributable

\$19,741

\$14,101 per 1000 tons of material recycled

Recommendations Report

A circular badge with a scalloped edge, split into a light green top half and a white bottom half. The word 'RECOMMENDATION' is written in blue, uppercase letters across the white section.

You responded "No" to the question "Does your municipality engage in any curbside contamination control activities?".

Ensuring the highest material quality is important for the long term health of community recycling programs and the MRFs that serve them. For tips on effectively addressing material quality, see the Recycling Partnership's contamination tool kit.

[ACCESS TOOLS](#)




Coming Soon!

Coming Soon!



Trend Report

- Monitor program performance over time
- Measure the effect that new programs or initiatives have on annual performance

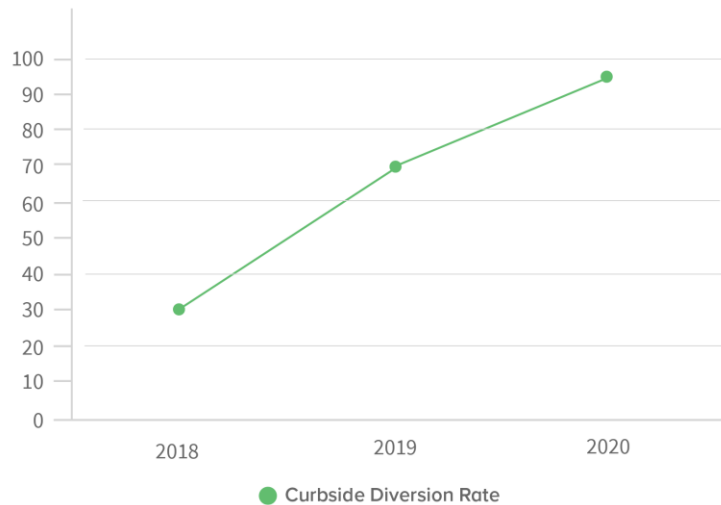


Coming Soon!



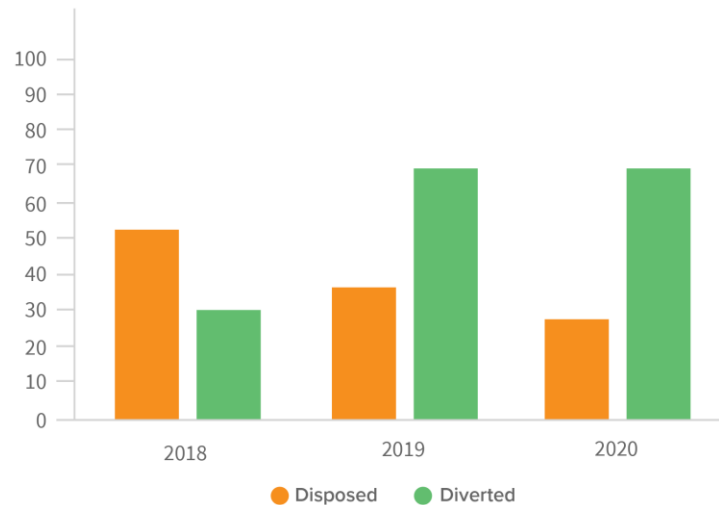
Curbside Diversion Rate (%)

Jan 1, 2018 - Dec 31, 2020



Diverted and Disposed (tons)

Jan 1, 2018 - Dec 31, 2020



Coming Soon!



Environmental Benefits Report

- Based on the EPA's WARM model
- Uses tonnage analysis to calculate MTCO₂E
- Converts MTCO₂E into everyday terms



Coming Soon!



Tree Seedlings Grown

148,243



Tons Diverted

10,771



Tons Disposed

8,174



MTC02E

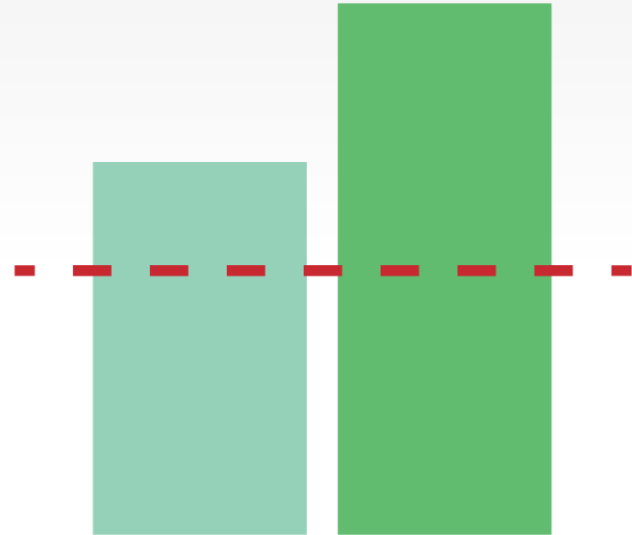
8,895

Coming Soon!

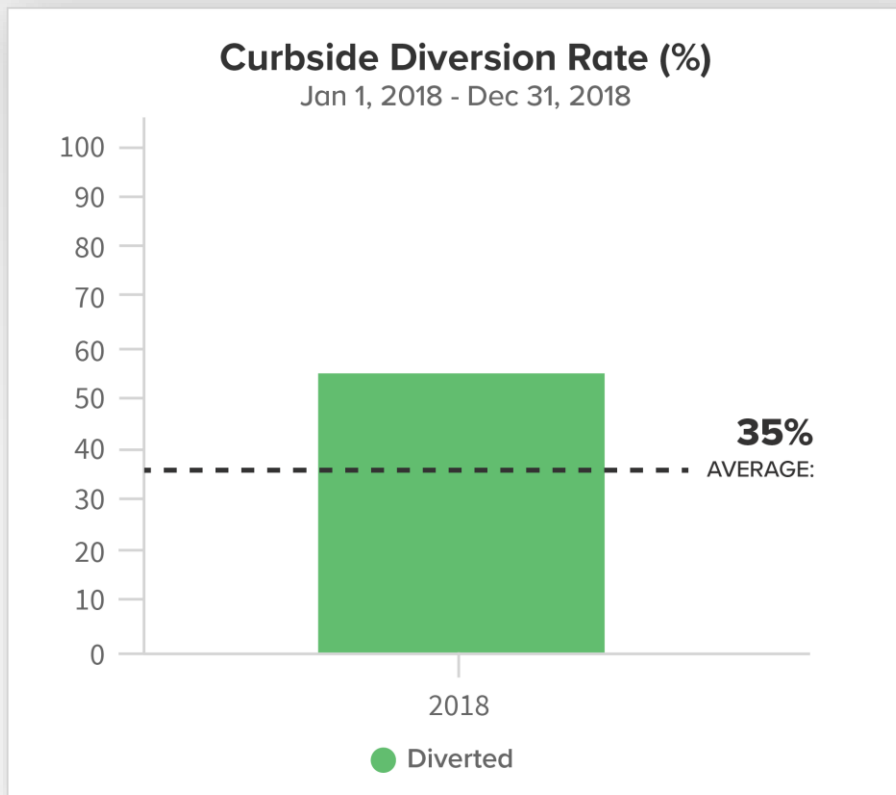


Benchmarking Report

- Benchmark performance metrics against other MMP participants
- Choose your preferred metrics
- Limit the comparative analysis by geographic region



Coming Soon!



CITY OF SPRINGFIELD

52%

AVERAGE (COUNTY)

35%

DEVIATION


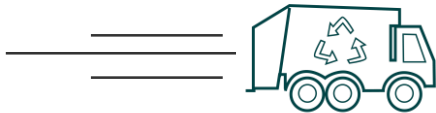
17%

Coming Soon!



Counties and regional governments

We recognize that some county and regional agencies also have a role in delivering municipal waste management services.





2019 Reporting Deadline: **December 1st, 2020**

Visit **municipalmeasurement.com** to apply today

2020 Updates & Guide



2020 UPDATES

ANNOUNCING THE 2020 UPDATES TO THE MMP

Posted on [January 7, 2020](#) by [Josh Reid](#)



Happy New Year!

The Municipal Measurement Program (MMP) team is excited to announce the latest version of the MMP that launched on January 3rd, 2020.

We received tons of great feedback from participating municipalities, state government agencies, county & regional agencies, industry organizations, conference attendees, webinar participants, and more. After combining and categorizing the feedback, we identified opportunities to optimize data entry, highlighted recurring themes, and prioritized the most pressing issues. The results of our program and feedback analysis are summarized by the survey and report updates described below.

We look forward to another great year of standardized measurement in 2020!

[READ MORE](#)

2020 GUIDE TO MMP

2020 Guide To Participating in the MMP

Posted on [January 6, 2020](#) by [Josh Reid](#)



The following guide was developed to help municipalities participate in the 2020 version of the [Municipal Measurement Program \(MMP\)](#). Municipalities in the United States and Canada can join the MMP for free so if you haven't already applied to join the MMP, please start by doing so [here](#).

If you want to read more about the updates made to the 2020 version of the MMP, please see [What's new in the MMP in 2020](#)